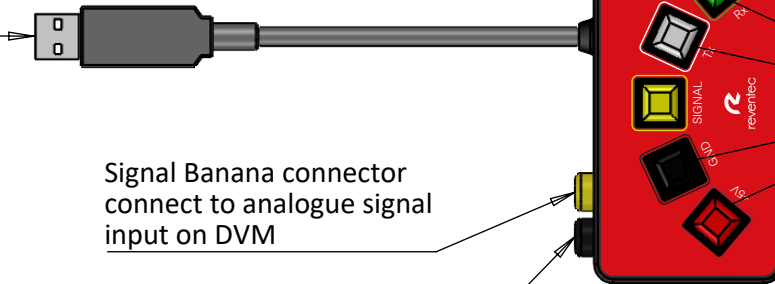


Connect to USB port on PC





Signal Banana connector connect to analogue signal input on DVM

GnD Banana connector connect to negative on DVM

CONNECT COLOUR TO COLOUR FROM SENSOR

COMMUNICATION HARNESS WILL SELF POWER THROUGH USB/FTDI CONNECTOR

| COMMUNICATION HARNESS PART NUMBERING SYSTEM |   |
|---|---|
| HO-010-12C                                  | 12 Volt powered through USB with CAN and Analogue Output for use with Reventec 12 Volt Level and TMR Sensors  |
| HO-020-AV                                   | Analogue Variable - Powered through External Power Supply via Banana Socket for use with all Reventec Sensors |
| HO-040-12                                   | 12 Volt powered through USB with Analogue Output for use with Reventec 12 Volt Sensors                        |
| HO-050-5                                    | 5 Volt powered through USB with Analogue Output for use with Reventec 5 Volt Sensors                          |

|   |           |          |  |                             |  |
|---|-----------|----------|--|-----------------------------|--|
| UNLESS OTHERWISE SPECIFIED:<br>DIMENSIONS ARE IN MILLIMETERS<br>SURFACE FINISH:<br>TOLERANCES:<br>LINEAR: $\pm 0.10$<br>ANGULAR: $\pm 0.10$ |           | FINISH:  |  | DEBUR AND BREAK SHARP EDGES |  |
| NAME  | SIGNATURE | DATE     | <br>THIRD ANGLE |                             |  |
| DRAWN   | HS        | 14.12.22 |  |                             |  |
| CHK'D   |           |          |  |                             |  |
| APP'VD  |           |          |  |                             |  |
| MFG   |           |          |  |                             |  |
| Q.A   |           |          | MATERIAL:  | N/A                         |  |
|    |           |          | WEIGHT:  |                             |  |

| REVISION ISSUE | DESCRIPTION   | DATE     | APPROVED |
|----------------|---------------|----------|----------|
| 01             | FIRST RELEASE | 14.12.22 | JB       |
|                |               |          |          |
|                |               |          |          |

|   |                 |
|---|-----------------|
| TITLE:  |                 |
| <b>USB POWERED - 5V COMMUNICATION HARNESS</b> |                 |
| DWG NO.                                       | <b>HO-050-5</b> |
|   | <b>A4</b>       |